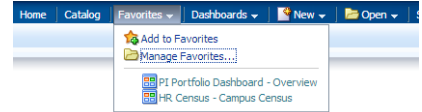


New Features from the Cal Answers Upgrade - June 2014

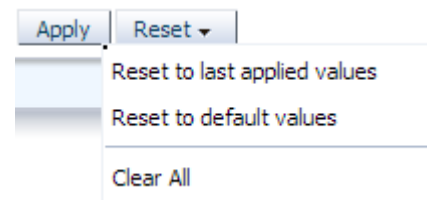
Favorites Menu

You can now mark your favorite dashboard pages for quicker access. Navigate to that page, and then select “Add to Favorites” from the menu. You can even add folders for different sets of favorites by using the “Manage Favorites” option.



Reset Button Options

You now have several options. Resetting to the “default values” will be those when you entered the dashboard. “Clear All” will blank out every filter.



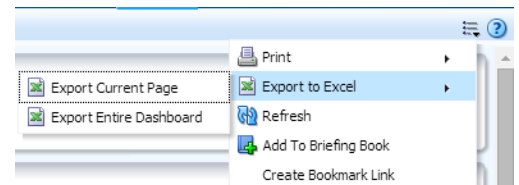
Including Columns

If there are columns in the underlying data that are not included by default, you can right-click on any of the measure columns and get the option to include them. This includes columns you have previously excluded. Not all reports have additional fields to be displayed.

Exclude column	U	\$210,023
	0	\$3,620
Include column		Project/Period(CF1)
Move Column		Department Description
\$0		Carry Forward
\$26,250		Current Year Allocations
\$410		

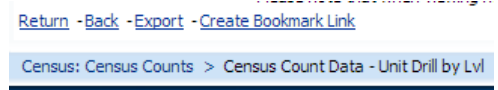
Better Exports to Excel

You can now choose to export a whole dashboard page rather than just specific reports. You also have the choice of Excel 2007, which works with Macs and avoids the format warnings that used to appear for PC users.



Breadcrumbs for Navigation

Occasionally there are dashboards where clicking into a link for more detail takes you to a new page that doesn't have all the same tabs. Particularly if you need to click several layers deep, it can be hard to remember how you got there, or tedious to click “return” multiple times to get back to the top. There is now a set of links at the very bottom of the page that shows you the sequence of pages you've clicked through, and lets you navigate directly back to whichever level you'd like to return to.



Features for custom query & report users and dashboard developers

There are more features that will appear in dashboards as developers start to take advantage of them. There are new types of charts, ways to freeze header columns and scroll through data, new options for linking to drill through reports, and more!